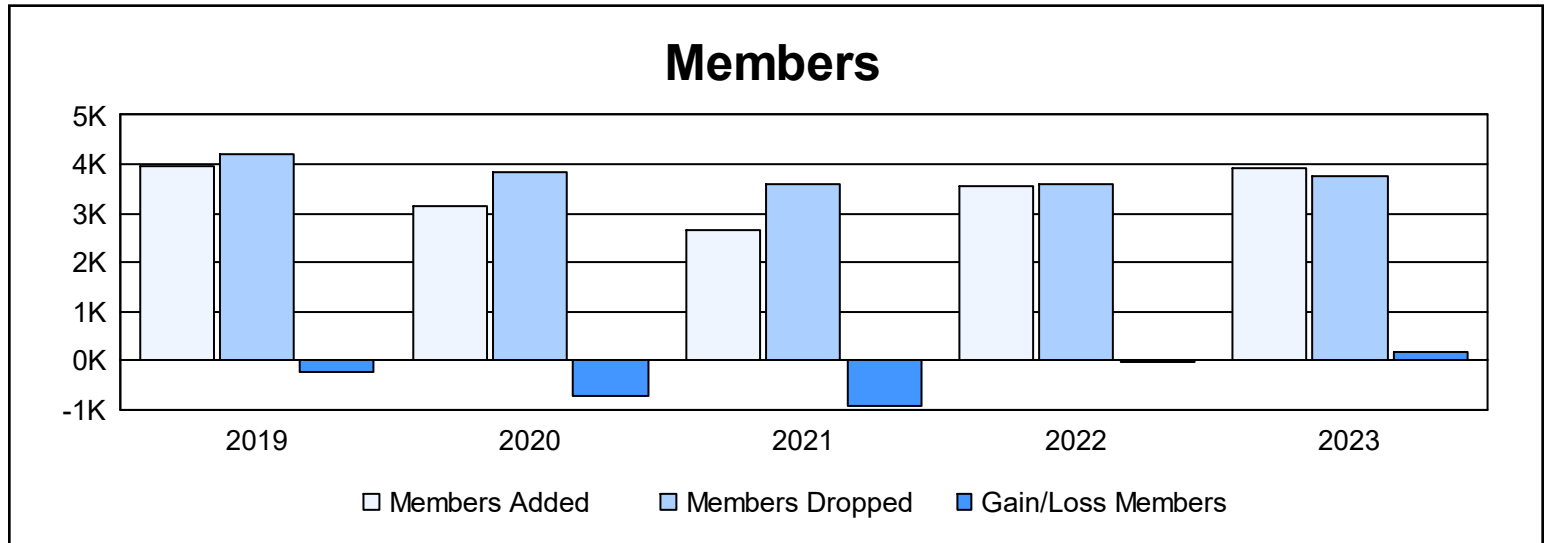
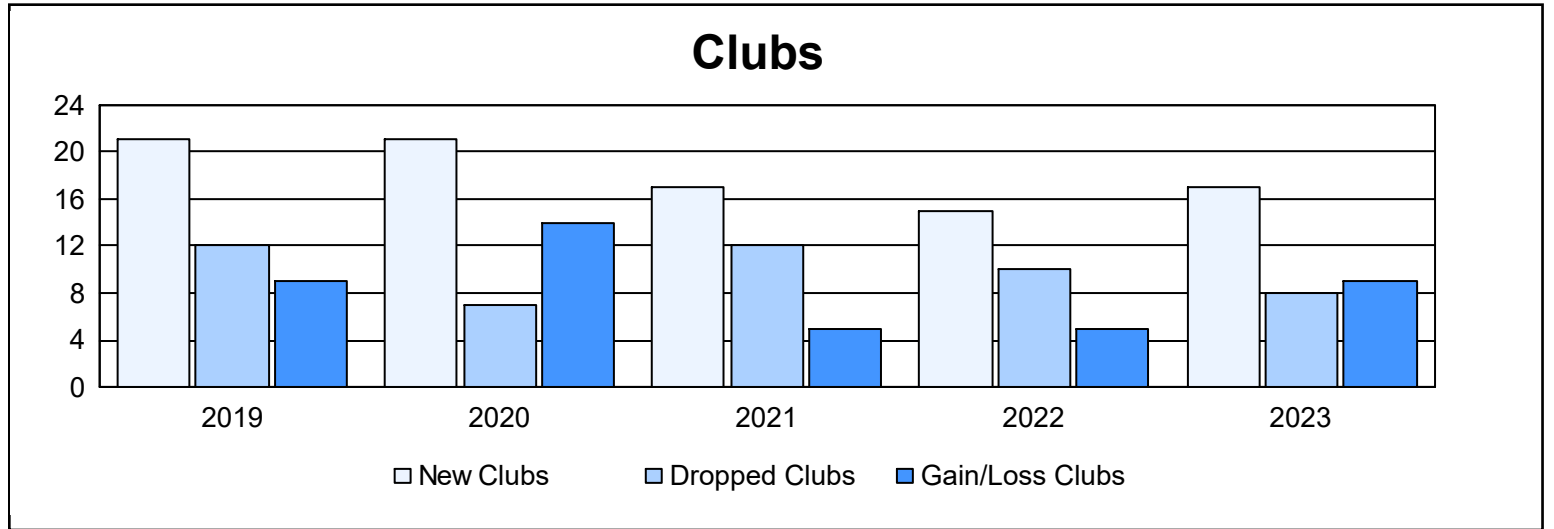
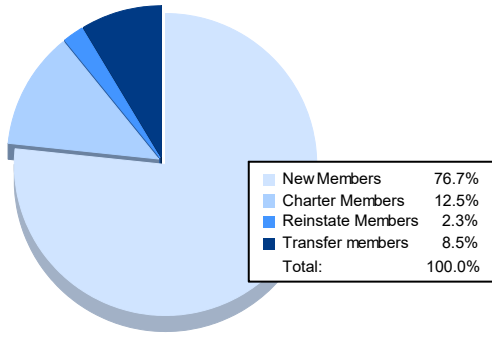


Year	New Clubs	Dropped Clubs	Gain/ Loss Clubs	New Members	Charter Members	Reinstate Members	Transfer Members	Total Member Added	Total Members Dropped	Gain/ Loss Members
2018-2019	21	12	9	2,891	584	170	303	3,948	4,191	-243
2019-2020	21	7	14	2,220	570	115	242	3,147	3,853	-706
2020-2021	17	12	5	1,806	476	138	227	2,647	3,583	-936
2021-2022	15	10	5	2,726	474	107	246	3,553	3,596	-43
2022-2023	17	8	9	3,018	492	92	334	3,936	3,770	166
Average	18	10	8	2,532	519	124	270	3,446	3,799	-352



Membership Composition June 2023 Cumulative



Gender Composition June 2023 Cumulative

